

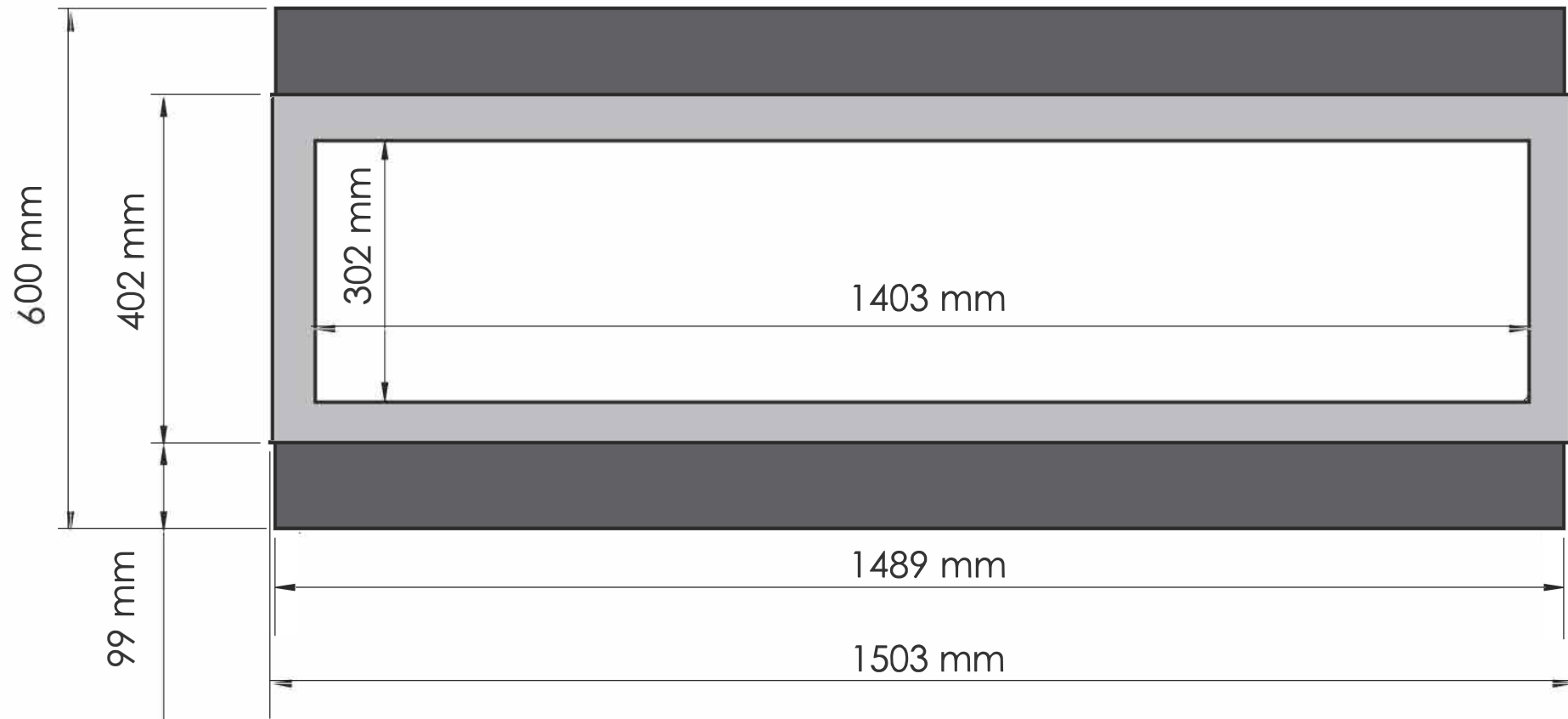


TECHNICAL SPECIFICATIONS		
VOLTS	120	
AMPS	12.5	
WATTS	1465	
HEATER	HIGH	1465 watts
	LOW	750 watts
NO HEATER	22 watts	
LAMPS	QUANTITY	LED
	WATTS	
	TOTAL WATTS	22 watts
ROTOR MOTOR	1 at 5 watts	
HEIGHT, WIDTH, DEPTH	23 1/2 x 58 5/8 x 12 "	
GLASS VIEWING OPENING	12 x 55 1/4"	
SURROUND SIZE	15 7/8 x 59 1/8	
SHIPPING SIZE	25 1/2 x 69 3/4 x 14 1/2"	
SHIPPING WEIGHT	128 lbs	
GLASS FRONT	UNIT	
		Included
PLUG LOCATION	Left Side	
CORD LENGTH	76"	
APPROX. HEATING AREA	400 sq ft	

Amantii

SERIES BUILT IN	MODEL BI-60-DEEP		REV 1
SCALE 1" = 1'-0"	DATE: 11/1/2014		SHEET 1 OF 1



TECHNICAL SPECIFICATIONS		
VOLTS	120	
AMPS	12.5	
WATTS	1465	
HEATER	HIGH	1465 watts
	LOW	750 watts
NO HEATER	22 watts	
LAMPS	QUANTITY	LED
	WATTS	
	TOTAL WATTS	22 watts
ROTOR MOTOR	1 at 5 watts	
HEIGHT, WIDTH, DEPTH	60 x 148.9 x 30.2 cm	
GLASS VIEWING OPENING	30.2 x 140.3 cm	
SURROUND SIZE	40.2 x 150.3 cm	
SHIPPING SIZE	64 x 171.7 x 36.8 cm	
SHIPPING WEIGHT	58 kg	
GLASS FRONT	UNIT	
		Included
PLUG LOCATION	Left Side	
CORD LENGTH	193 cm	
APPROX. HEATING AREA	37 sqm	



SERIES	MODEL		REV
BUILT IN	BI-60-DEEP		1
SCALE 1:12	DATE: 11/1/2014	SHEET 1 OF 1	